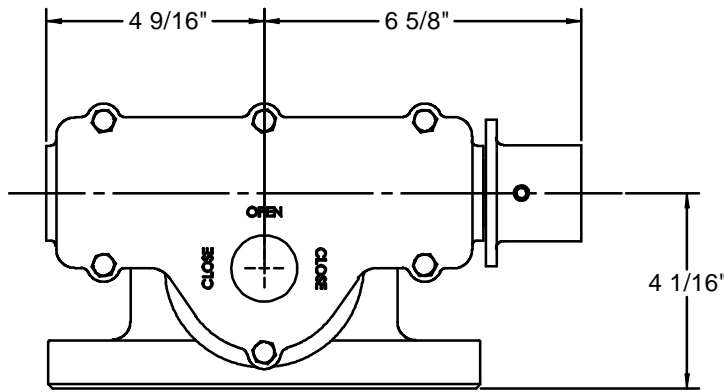
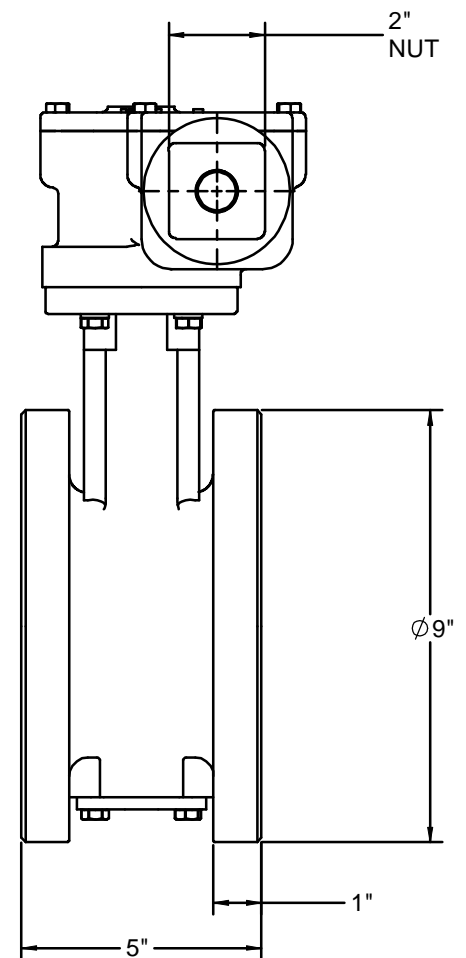
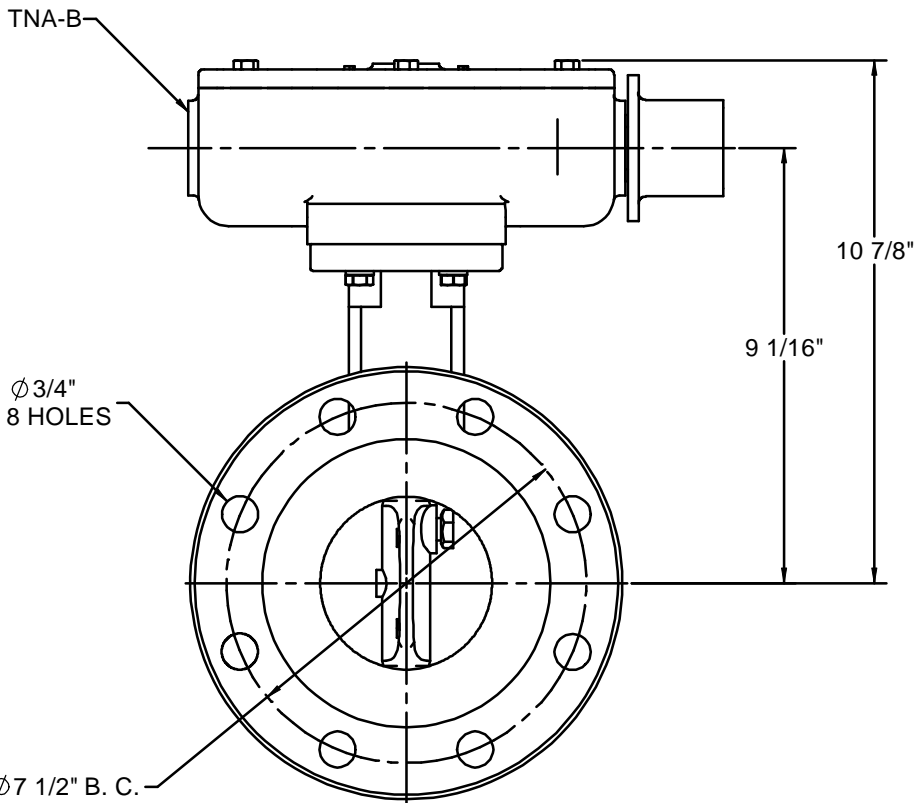
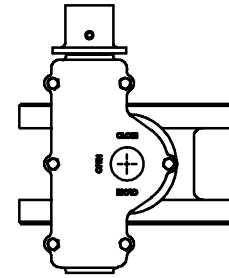


4"-504HP WITH TNA OPERATOR AND 2" NUT



◆ OPTIONAL CONFIGURATION



NOTES:

1. 250 PSIG MAXIMUM WORKING PRESSURE.
2. THIS VALVE CONFORMS TO AWWA C504.
3. FLANGES AND DRILLING PER ANSI 16.1 CLASS 125.
4. ASTM A536 GR. 65-45-12 DUCTILE IRON BODY.
ASTM A351-CF8M TYPE 316 STAINLESS DISC.
ASTM A564 TYPE 630 (17-4PH) STAINLESS STEEL SHAFT.
5. VALVE IS DESIGNED FOR BI-DIRECTIONAL FLOW.
6. VALVE MAY BE INSTALLED WITH SHAFT IN EITHER HORIZONTAL OR VERTICAL POSITION.
7. ALL DIMENSIONS ARE IN INCHES.
8. VALVE WILL BE COATED WITH 8 MILS EPOXY.

K-FLO
 BUTTERFLY VALVES
 BY
 CRISPIN VALVES
 4"-504HP SERIES
 BUTTERFLY VALVE
 TNA OPERATOR

REDRAWN:		SIZE	C	REV	0
CHECKED:					
DRAWN: C. GEARY	02/24/09				