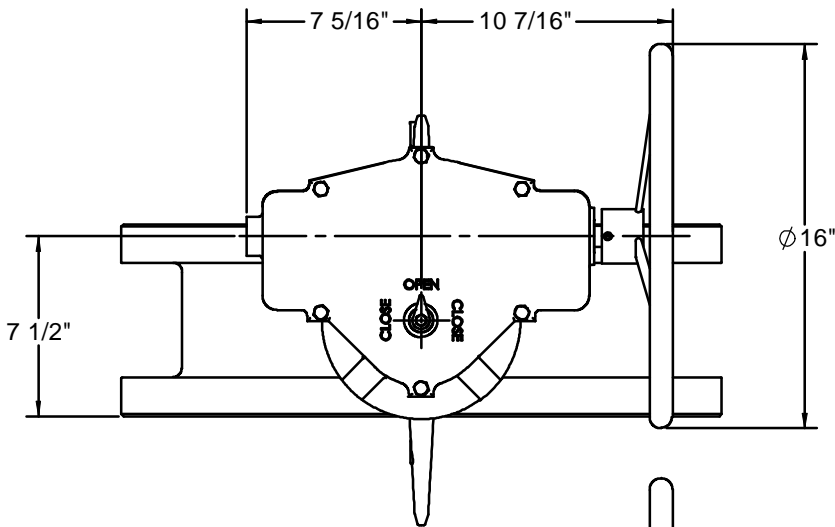
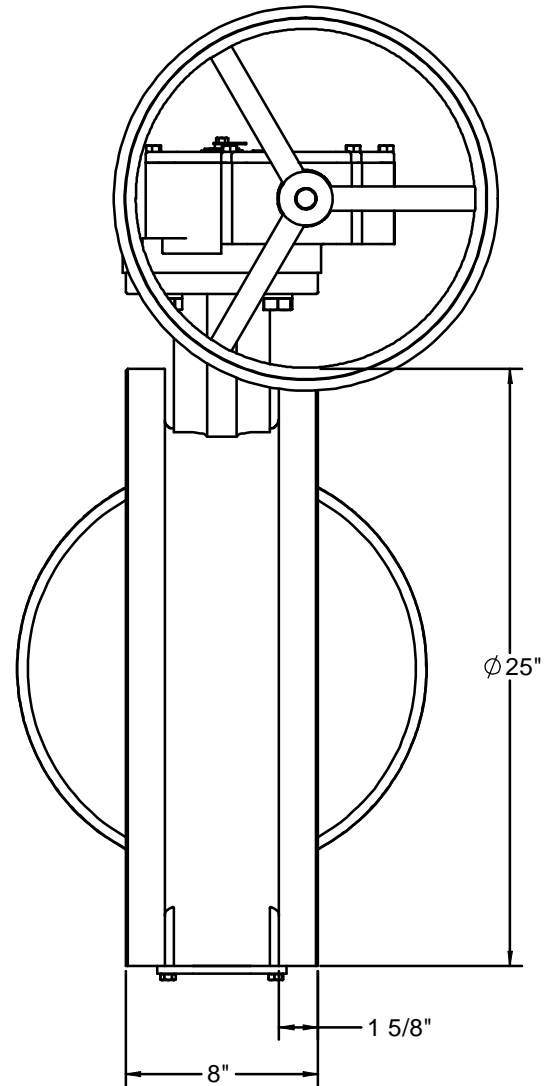
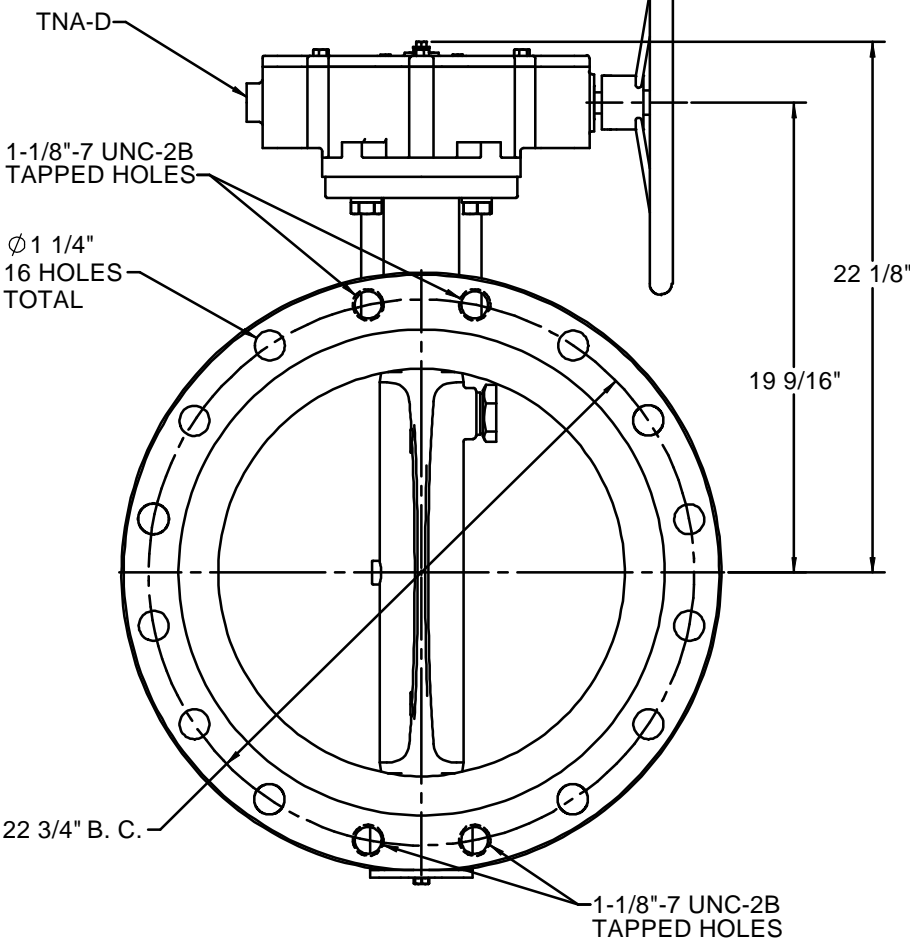
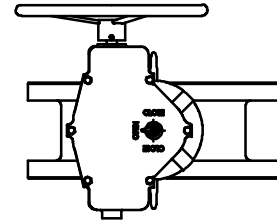


# 18"-504HP WITH TNA OPERATOR AND HANDWHEEL



◆ OPTIONAL CONFIGURATION



**NOTES:**

1. 250 PSIG MAXIMUM WORKING PRESSURE.
2. THIS VALVE CONFORMS TO AWWA C504.
3. FLANGES AND DRILLING PER ANSI 16.1 CLASS 125.
4. ASTM A536 GR. 65-45-12 DUCTILE IRON BODY.  
ASTM A536 GR. 65-45-12 DUCTILE IRON DISC WITH 316 SST EDGE.  
ASTM A564 TYPE 630 (17-4PH) STAINLESS STEEL SHAFT.
5. VALVE IS DESIGNED FOR BI-DIRECTIONAL FLOW.
6. VALVE MAY BE INSTALLED WITH SHAFT IN EITHER HORIZONTAL OR VERTICAL POSITION.
7. ALL DIMENSIONS ARE IN INCHES.
8. VALVE DISC AND EXTERIOR WILL BE COATED WITH 8 MILS EPOXY.

REDRAWN:	
CHECKED:	
DRAWN: C. GEARY	02/17/10

<b>K-FLO</b>	
BUTTERFLY VALVES BY CRISPIN VALVES	
18"-504HP SERIES BUTTERFLY VALVE TNA OPERATOR	
SIZE <b>C</b>	REV <b>1</b>